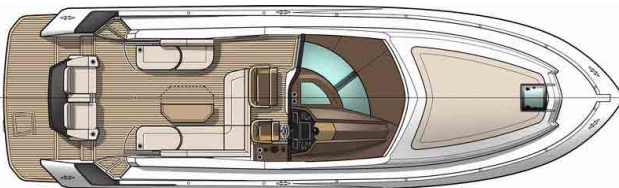
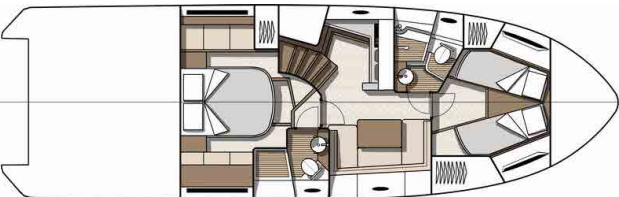


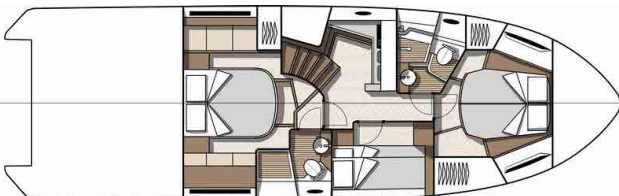
Version: Aft galley



Version: Cockpit kitchen



2 cabins version



3 cabins version

## GENERAL SPECIFICATIONS

• L.O.A:	14,78 m	48'6"
• Hull length:	13,5 m	44'3"
• Overall width:	4,15 m	13'7"
• Beam:	4,20 m	13'9"
• Light displacement (EC):	10 530 kg	23,208 lbs
• Air draught*:	4,77 m	15'8"
• Draught:	1,15 m	3'9"
• Fuel capacity:	2 x 450 L	2 x 119 US Gal
• Freshwater capacity:	2 x 200 L	2 x 53 US Gal
• Maximum engine power:	2 x 320 Kw - 2 x 435 HP	2 x 435 HP
• Max engine certification:	2 x 320 Kw - 2 x 435 HP	2 x 435 HP

\* (included: Radar support)

## ARCHITECT / DESIGNERS

- Naval Architect: Beneteau Power Boats
- Design: Nuvolari & Lenard
- Interior accommodation: Andreani Design

## EC CERTIFICATE

- Category B - 12 persons
- Category C - 12 persons

## AIR STEP SYSTEM®

- R.L. Jeantet
- P. Tableau
- M. Tronquez



## STANDARD EQUIPMENT

### CONSTRUCTION

#### HULL

- Air Step system®
- White hull
- Composition:
  - Sandwich (Polyester resin - Glass fiber - Balsa core)
  - Hull counter moulding laminated in monolithic (Polyester resin - Glass fiber)
- 8 opening portholes

#### DECK

- Composition:
  - Sandwich (Polyester resin - Glass fiber - Balsa core)
  - Deck counter moulding laminated in monolithic (Polyester resin - Glass fiber)

### DECK EQUIPMENT

- Courtesy light in cockpit
- Navigation lights

#### MOORING LINES - MOORING

- Bow fitting with anchor securing system
- 1 000 W Electric windlass (with remote control)
- 2 Forward cleats, 2 central and 4 aft in stainless steel

#### SAFETY ON DECK

- Half open pulpit in stainless steel with guardrail and hand rail
- 2 Stainless steel handrails on access to side decks steps

#### COCKPIT

- Self-bailing cockpit
- Access by 2 gates with safety catch
- 8 persons saloon
- Natural solid wood cockpit table
- Deckchair (to starboard)
- Swivelling port and starboard double benches
- 4 Storage lockers (under the seats)
- Cockpit gallery with sink, foldaway tap, Stowage
- Engine well access cover
- Space for cased life-raft
- Cockpit shower with mixer tap
- Swim deck (3,62 x 1,33 m / 11'11" x 4'4") + Swimming ladder
- Hand rail on aft transom
- Choice of exterior PVC upholstery:
  - Ivory & Mocca PVC topstitched (standard)
  - Luxe Beige & Cream PVC with diamond effect (option)

### STEERING STATION

- Central pilot station in polyester colour Mocca
- Pilot seat with function Bolster
- Double bench seat (Co-pilot)
- Pilot and co-pilot upholstery matching the cockpit saloon (PVC Mocca & Cognac upholstery)
- 2 Handrails
- Gloss black dashboard with PVC padded cap Cognac
- Volvo 4" screen
- Space for electronics (12" or 16")
- Hard-top in polyester with built-in electric sunroof
- Glass windscreen with 2 fitted electric wipers
- Anti-reflection covering under windscreen in grained polyester colour Mocca
- 4 Cup holders

### INTERIOR

- Woodwork Alpi matt walnut
- Brown oak laminated floors
- Direct and indirect lighting LED

#### GALLEY

Headroom: 1,95 m / 6'5"

- Double stainless steel sink, with mixer
- Ceramic hob, 2 burners (Kenyon)
- White corian type worktop
- 218 l Fridge Freezer
- Covered stowage drawer
- Bin
- Cream & Titanium lacquered furniture
- 4 Storage cupboards
- 1 Opening porthole
- 2 220 V Sockets
- Leather covered handrails

#### SALOON (2 cabins version only)

Headroom: 1,99 m / 6'6"

- 4 person sofa, upholstery Courchevel Pearl fabric
- Table in mat walnut wood - Stainless steel foot
- Position intended for television (20" - 24")
- 4 Storage cupboards
- 2 Storage lockers (under the seats)
- 2 Light wells
- 1 Opening hull porthole
- 1 220 V socket

#### GUEST CABIN (3 cabins version only)

Headroom: 1,99 m / 6'6"

- 2 Bunk beds (0,52 x 1,97 m / 1'8" x 6'6")
- 2 Reading lights
- 1 Bed head with drawer
- 1 Hanging locker
- 1 Opening porthole
- 1 220 V socket



**BENETEAU**

# Gran Turismo 46

Provisional General Equipment

## VIP CABIN (FORWARD)

Headroom: 1,94 m / 6'4"

- 1 double bed (1,57 x 1,92 m / 5'2" x 6'4") or 2 single beds (sliding system)
- Marine mattress
- Padded bed head board
- 2 Reading lights
- 2 Shelving
- 2 Hanger closets
- 1 Cupboard with shelves
- 1 220 V socket
- 2 Panorama windows with opening ports and shutters
- Opening deck hatch with mosquito blind
- Indirect lighting

## VIP HEAD COMPARTMENT (FORWARD)

Headroom: 1,95 m / 6'5"

- Basin with mixer tap
- Mirror
- 2 Storage cupboards
- 1 Opening porthole
- Shower separated by translucent door
- Quiet Flush electric toilet
- Teak latted decks
- 2 220 V Sockets

## OWNER CABIN (AFT)

Headroom: 1,93 m / 6'4"

- Double berth (1,50 x 1,99 m / 4'11" x 6'6")
- Marine mattress
- Padded bed head board
- 2 Reading lights
- 3 Storage lockers
- 1 Hanging locker
- 2 220 V Sockets
- 2 Panorama windows with opening ports and shutters
- 1 Light well with shutter
- Deckchair (with view of the sea)

## OWNER'S HEAD COMPARTMENT (AFT)

Headroom: 1,98 m / 6'6"

- Basin with mixer tap
- Mirror
- 3 Storage cupboards
- 1 Opening porthole
- Shower separated by translucent door
- Quiet Flush electric toilet
- Teak latted decks
- 1 220 V socket

## ENGINE

- Propulsion Z-drive or IPS
- in the choice:
  - Volvo D6 370 Diesel EVC-E engine (2 x 272 Kw - 2 x 370 HP) + Joystick
  - Volvo D6 400 Diesel EVC-E engine (2 x 294 Kw - 2 x 400 HP) + Joystick
  - Volvo IPS 600 Diesel EVC-E engine (2 x 320 Kw - 2 x 435 HP) + Joystick
- Throttle & controls
  - Neutral (Activation of neutral)
  - Station (Activation of the station)
  - Trim (Trim adjustment - only on Z-drive versions)
- Joystick Docking
- Fuel filter with decanter
- Sea water filter
- Air intakes on the deck for engine compartment cooling
- Engine room foam soundproofed
- Fire extinguishing system activated from the steering station
- Stainless steel fuel filler
- 2 x 450 L / 119 US Gal Roto moulded fuel tanks

Steering system:

- Hydraulic steering
- 2 Bases or Pods with counter-rotating spirals
- Electrical engine controls

## ELECTRICITY

- 2 Engine batteries (12 V - 115 Ah) + 3 Service batteries (12 V - 115 Ah) + Electrical gauge
- 1 Extinguisher
- Power distributor
- Battery charger (12 V - 40 Ah)
- Interior sockets 220 V
- Shore power socket (220 V - 32A)
- Spotlights and LED reading lights

## PLUMBING

- 2 Roto moulded water tanks, capacity of 200 L / 53 US Gal each + Electrical gauge
- Stainless steel water filler
- Water pump for pressurising hot/cold water system
- 40 L / 11 US Gal water heater working off engine exchanger and 220 V
- 2 Bilge pumps:
  - 2 Electric bilge pumps (50p/minute)
  - 1 Manual bilge pump (30p/minute)



## TRIM LEVEL

	ESSENTIAL	LOUNGE
• Teak battened bathing platform	■	■
• Multifunction Simrad NSS 12 screen + Wifi	■	■
• Depth sounder	■	■
• Audio Pack Fusion: Player MP3, AUX, USB	■	■
• Remote control & Speakers (Saloon & Cockpit)	■	■
• 50 L Cockpit refrigerator		■
• Forward sun mattress with adjustable backrest		■
• Grill oven microwave (220 V - 50 Hz)		■
• Electric cockpit windows		■

## OPTIONS

### PACKS

#### ELECTRONIC PACK

- Multifunction Simrad NSS 16 screen (in place of the NSS 12)
- Simrad VHF + AIS transponder
- Fitted Auto pilot
- Broadband 4G Radar

#### AFT GALLEY PACK

- Galley unit on bathing platform
- Electric grill on swim
- Additional bench seat in cockpit - 3 persons (instead of the cockpit galley)

#### SPORT CHIC PACK

- Leather saloon table Titanium (2 cabins version, only)
- Doors with leather coverings Titanium
- Sheathed outside handrails Cognac
- Cockpit upholstery Mocca
- Two-colour Cognac & Cream wheel helm Sport Chic

### OTHER OPTIONS

#### INTERIOR / ONBOARD COMFORT

- Cockpit air conditioning (230V - 50 Hz - 16 000 BTU)
- Saloon and cabin air conditioning (220V - 50 Hz - 24 000 BTU)
- 6 person table setting
- TV LED 24" + Player DVD (in master cabin)
- TV LED 24" + Player DVD (in saloon, 2 cabins version)
- TV LED 24" + Player DVD (in the VIP cabin)
- Decoration cushions
- Vacu flush electric toilet
- Courchevel Grape Saloon upholstery
- Ultraleather Saloon upholstery
- PVC Nuance White salon cushions
- Leather saloon upholstery
- Taupe carpet in saloon and cabins
- Ivoire carpet in saloon and cabins
- Carpet Dune looped in saloon and cabins
- Venitian blinds (in kitchen, head)
- Slat mattresses (Owner cabin & VIP cabin)
- Mosquito nets
- Forced air heating fuel
- 12 V / 220 V inverter (700 VA)

#### EXTERIOR

- Complete mooring kit
- Glazed cockpit door
- 2 Electric long chairs in the cockpit
- Bow thruster
- 7 kVA Generator (220 V / 50 Hz)
- Single lever control + Onboard computer + Volvo Auto trim (Z-drive version)
- Underwater projectors (Blue)
- Sensor - Structure scan
- Integrated hydraulic gangway
- Hydraulic immersible bathing platform (Maximum load: 350 kg / 771 lbs)
- Tender supports built into the bathing platform
- Exterior upholstery Luxe Beige & Cream PVC with diamond effect
- Exterior Sunworker black windscreen curtains
- Electric cockpit grill (Kenyon)
- Cockpit ice box (50 L)
- Cockpit ice maker
- Shore freshwater supply
- Bose speakers (in saloon, owner cabin & cockpit)
- TV pre-wiring (in the cockpit)
- Electric trim tabs
- Teak battened cockpit
- Aft cockpit closing Graphite
- Protective covers, outside upholsteries
- Burgundy and white hull
- Grey blue and white hull
- Hull covering